

NORWOOD-NORFOLK CENTRAL SCHOOL DISTRICT

7852 State Hwy 56, Norwood, NY 13668

Phone: (315) 353-9951 Fax: (315) 353-2467

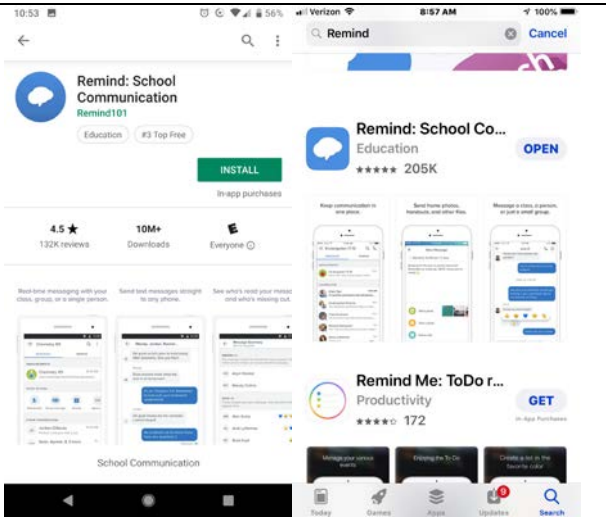
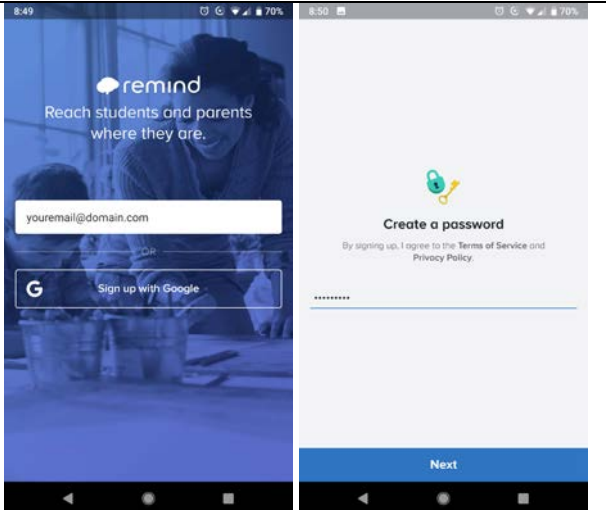
William Sova
IT Coordinator
Ext. 7240

"We make a living by what we get, but we make a life by what we give."
-Winston Churchill

David Coffey
Computer Technician
Ext. 7241

January 16, 2019

To: Parent/Guardian of NNCS Student
From: William Sova, NNCS IT Coordinator
Re: Setup of Remind App

<p>1.) Open the app store on your phone.</p> <ol style="list-style-type: none">App store on iPhone and Play Store on Android phones.The pictures to the right should look similar to what you will see.After you click on install, open the app.	
<p>2.) Next a screen will come up asking you to create an account or login to an account. You can sign up with a Gmail account, or another email account that you have. Type in the email address you want to use and touch "Next."</p> <p>3.) Next, you will want to create a secure password. Type that in, and touch "Next."</p> <p>4.) Next, touch "Agree" to agree to the terms and services of the Remind app.</p>	

NORWOOD-NORFOLK CENTRAL SCHOOL DISTRICT

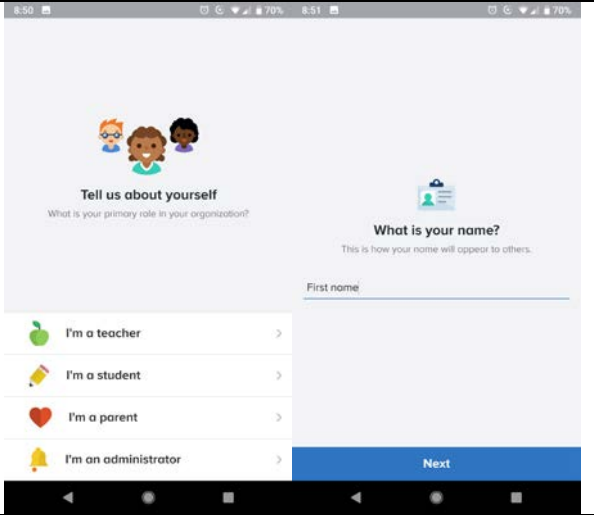
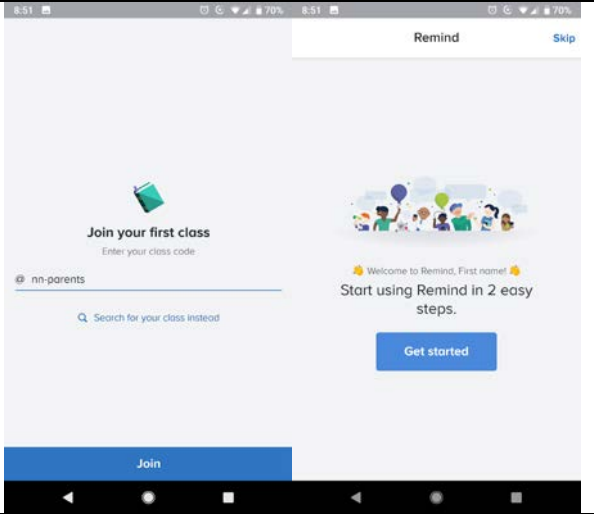
7852 State Hwy 56, Norwood, NY 13668

Phone: (315) 353-9951 Fax: (315) 353-2467

William Sova
IT Coordinator
Ext. 7240

"We make a living by what we get, but we make a life by what we give."
-Winston Churchill

David Coffey
Computer Technician
Ext. 7241

<p>5.) On the next screen the app will ask what your role is at the school. If you are a parent, select "I'm a parent." If you are setting this up for your student on their phone or device, select "I'm at student," then touch "Next."</p> <p>6.) The next screen will ask if you signed up for Remind via text. Select "No."</p> <p>7.) On the following screen, type in your First and Last name, and touch "Next."</p>	
<p>8.) The following screen will ask you to join a class. In this case, type in "nn-parents" as shown to the right and touch "Join."</p> <p>9.) On the following screen, touch "Get Started," and then "Set Notifications." This will set your phone to receive "push notifications," then push "Skip" in the upper right hand corner.</p>	
<p>10.) Your Remind app is now setup to receive notifications from Norwood-Norfolk CSD. If you have any further questions, please call us at the IT Office with the information listed at the top of this memo.</p>	