

NORWOOD-NORFOLK CENTRAL SCHOOL DISTRICT

7852 State Hwy 56, Norwood, NY 13668

Phone: (315) 353-9951 Fax: (315) 353-2467

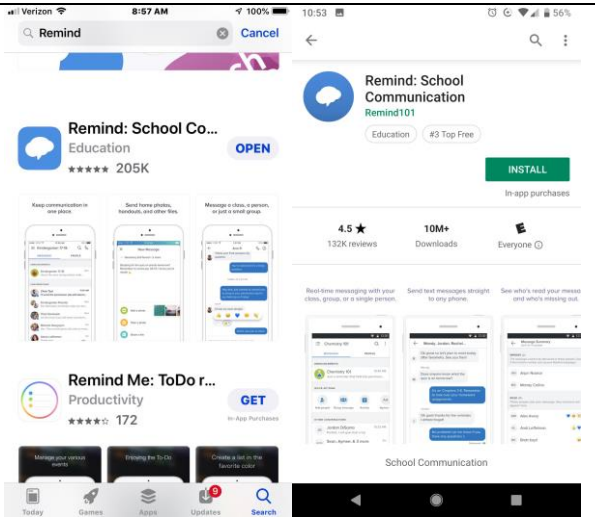
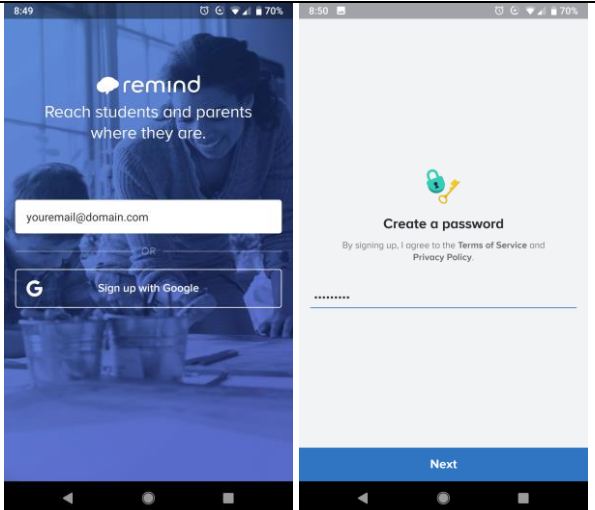
William Sova
IT Coordinator
Ext. 7240

"We make a living by what we get, but we make a life by what we give."
-Winston Churchill

David Coffey
Computer Technician
Ext. 7241

January 23, 2019

To: NNCS High School Student
From: William Sova, NNCS IT Coordinator
Re: Setup of Remind App

<ol style="list-style-type: none">1.) Open the app store on your phone.<ol style="list-style-type: none">a. App store on iPhone and Play Store on Android phones.b. The pictures to the right should look similar to what you will see.c. After you click on install, open the app.2.) If you already have the app, proceed to step 9.	
<ol style="list-style-type: none">3.) Next a screen will come up asking you to create an account or login to an account. You can sign up with a Gmail account, or another email account that you have. Type in the email address you want to use and touch "Next."4.) Next, you will want to create a secure password. Type that in, and touch "Next."5.) Next, touch "Agree" to agree to the terms and services of the Remind app.	

NORWOOD-NORFOLK CENTRAL SCHOOL DISTRICT

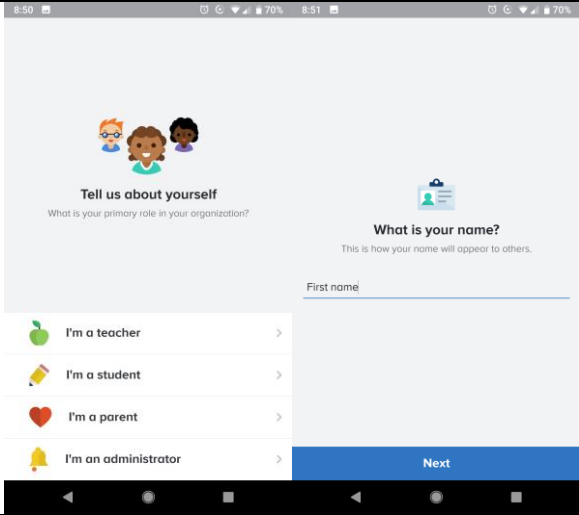
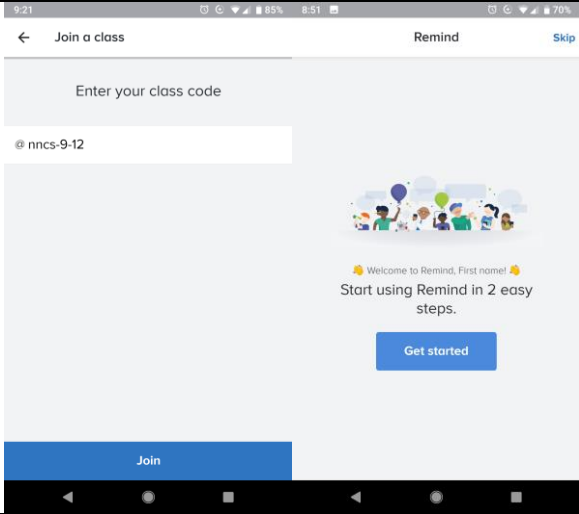
7852 State Hwy 56, Norwood, NY 13668

Phone: (315) 353-9951 Fax: (315) 353-2467

William Sova
IT Coordinator
Ext. 7240

"We make a living by what we get, but we make a life by what we give."
-Winston Churchill

David Coffey
Computer Technician
Ext. 7241

<p>6.) On the next screen the app will ask what your role is at the school, select "I'm at student," and then touch "Next."</p> <p>7.) The next screen will ask if you signed up for Remind via text. Select "No."</p> <p>8.) On the following screen, type in your First and Last name, and touch "Next."</p>	
<p>9.) The following screen will ask you to join a class. In this case, type in "nncs-9-12" as shown to the right and touch "Join."</p> <p>10.) On the following screen, touch "Get Started," and then "Set Notifications." This will set your phone to receive "push notifications," then push "Skip" in the upper right hand corner.</p>	
<p>11.) Your Remind app is now setup to receive notifications from Norwood-Norfolk CSD. If you have any further questions, please call us at the IT Office with the information listed at the top of this memo.</p>	